

## Control Devices and Techniques

### 304.1 PURPOSE AND SCOPE

Best Practice MODIFIED

This policy provides guidelines for the use and maintenance of control devices that are described in this policy. This policy is not intended to replace or limit the requirements under the Use of Force policy. Any use of force applied in any situation under this section shall comply with the Use of Force policy. In the event a conflict exists between this policy and the Use of Force policy, the Use of Force policy shall be controlling.

### 304.2 POLICY

Best Practice MODIFIED

In order to control subjects who are violent or who demonstrate the intent to be violent, the California Department of State Hospitals (DSH) authorizes officers to use control devices in accordance with the guidelines in this policy and the Use of Force policy.

### 304.3 ISSUING, CARRYING AND USING CONTROL DEVICES

Best Practice MODIFIED

Control devices described in this policy may be carried and used by members of the Office of Protective Services (OPS) only if the device has been issued by OPS or approved by the Chief of Law Enforcement (CLE) or designee.

Only officers who have successfully completed OPS-approved training in the use of any control device are authorized to carry and use the device.

Control devices may be used when a decision has been made to control, restrain or arrest a subject who is violent or who demonstrates the intent to be violent, and the use of the device appears reasonable under the circumstances. When reasonable, a verbal warning and opportunity to comply should precede the use of these devices.

When using control devices, officers should carefully consider potential impact areas in order to minimize injuries and unintentional targets.

### 304.4 RESPONSIBILITIES

Best Practice

#### 304.4.1 HOSPITAL POLICE CHIEF RESPONSIBILITIES

Best Practice MODIFIED

The Hospital Police Chief may authorize the use of a control device by selected personnel or members of specialized units who have successfully completed the required training.

#### 304.4.2 RANGEMASTER OR INSTRUCTOR RESPONSIBILITIES

Best Practice MODIFIED

## *Control Devices and Techniques*

---

The Rangemaster or designated instructor shall control the inventory and issuance of all control devices and shall ensure that all damaged, inoperative, outdated or expended control devices or munitions are properly disposed of, repaired or replaced.

Every control device will be periodically, but at least every six months, inspected by the Rangemaster or the designated instructor for a particular control device. The inspection shall be documented.

### 304.4.3 USER RESPONSIBILITIES

Best Practice MODIFIED

All normal maintenance, charging or cleaning shall remain the responsibility of employees using the various devices.

Any damaged, inoperative, outdated or expended control devices or munitions, along with documentation explaining the cause of the damage, shall be returned to the Rangemaster or designated instructor for disposition. A memorandum documenting the damage to State property shall also be prepared and forwarded through the chain of command, when appropriate, explaining the cause of damage.

**Calculated interventions:** In the event of calculated interventions in which a control device might be deployed, OPS will work in collaboration with level of care staff in any situation involving a patient who might lack the ability to understand, or have other mental health issues that prevent them from understanding the orders the officer may give before using control devices. OPS and level of care staff will work together to devise strategies to communicate with the patient what is happening or what may happen unless the patient complies with OPS directions. Such strategies may include information obtained from patient records on consultation with treating mental health professionals.

### 304.5 BATON GUIDELINES

Best Practice MODIFIED

The need to immediately control a suspect must be weighed against the risk of causing serious injury. The head, neck, spine, groin and sternum should not be intentionally targeted except when the officer reasonably believes the suspect poses an imminent threat of serious bodily injury or death to the officer or others.

When carrying a baton, uniformed employees shall carry the baton in its authorized holster on the equipment belt or load-bearing vest. Non-uniformed sworn employees may carry the baton as authorized and in accordance with the needs of their assignment or at the direction of their supervisor.

### 304.6 TEAR GAS GUIDELINES

Best Practice MODIFIED

Tear gas may only be used for crowd control, crowd dispersal in open environments (such as open air outdoor areas or large open indoor areas such as main hallways or meeting halls) or against barricaded suspects based on the circumstances. Only the Hospital Police Chief and Executive

## *Control Devices and Techniques*

---

Director may authorize the delivery and use of tear gas, and only after evaluating all conditions known at the time and determining that such force reasonably appears justified and necessary.

When practicable, fire personnel should be alerted or summoned to the scene prior to the deployment of tear gas to control any fires and to assist in providing medical aid or gas evacuation if needed.

### **304.7 OLEORESIN CAPSICUM (OC) GUIDELINES**

**Best Practice** **MODIFIED**

As with other control devices, oleoresin capsicum (OC) spray and pepper projectiles may be considered for use to bring under control an individual or groups of individuals who are engaging in, or are about to engage in violent behavior. Pepper projectiles and OC spray should not, however, be used against individuals or groups who merely fail to disperse or do not reasonably appear to present a risk to the safety of officers or the public. Only the amount of OC spray necessary and reasonable to accomplish the lawful objective shall be used.

#### **304.7.1 OC SPRAY**

**Best Practice** **MODIFIED**

Uniformed employees carrying OC spray shall carry the device in its holster on the equipment belt/vest. Non-uniformed sworn employees may carry OC spray as authorized, in accordance with the needs of their assignment or at the direction of their supervisor. The MK-3 and MK-4 canisters are the only OC canisters issued to officers as standard equipment. MK-9 is to be available to all supervisors as well as facility-specific posts, (Transport, Outside Patrol Activities, etc.) as outlined in the Post Orders. Any deviations from this plan require approval of the Hospital Police Chief or designee. MK-9 is intended primarily for use on multiple subjects.

For additional information on OC canister product specifications please see the attached [specification sheets](#) .

- (a) The following are the minimum and maximum effective ranges of each OC canister.
  - 1. MK-3: Maximum manufacturer recommended effective range - 10-12 feet. Minimum manufacturer recommended range -3 feet.
  - 2. MK-4: Maximum manufacturer recommended effective range - 10-12 feet. Minimum manufacturer recommended range - 3 feet.
  - 3. MK-9: Maximum manufacturer recommended effective range - 18-20 feet. Minimum manufacturer recommended range - 6 feet.
- (b) Training
  - 1. Initial training at the Hospital Police Academy which includes OC exposure.
  - 2. Facility: Annual two-hour training. This course covers MK-4 & MK-9 recommended ranges as well.
- (c) Security and care of OC spray canisters - The security of the OC spray canisters is the responsibility of the individual to whom it is issued or approved. At a minimum, OC canisters must:

## *Control Devices and Techniques*

---

1. Be under the officer's immediate control (i.e., on their own person or that is held or within easy reach) or in a locked drawer, compartment, or other secure place so as to ensure that no unauthorized person will have access to the device.
  2. Not be stored near a furnace or heater or in an automobile where the temperature could go over 120 degrees as, like all aerosols, there is a danger of accidental discharge.
  3. Be carried, stored, and used only in accordance with instructions provided during required training and in accordance with this and other force-related policies.
- (d) Damage or loss of an OC spray canister
1. Any loss of a department-issued OC spray canister is to be reported verbally to the immediate supervisor as soon as possible. A police report shall be completed within 24 hours, unless directed otherwise by a supervisor.
  2. Any damage, leakage, or other maintenance problems with a department-issued OC spray canister shall be reported immediately to your chain of command. HPO's shall report the damage/loss to the Quartermaster /Equipment Sergeant for a replacement OC spray canister.

Periodic testing of the canister is an approved method of determining the effectiveness of the canister. Such tests need not be reported to the supervisor unless the OC spray is found to be defective.

### 304.7.2 PEPPER PROJECTILE SYSTEMS

**Best Practice** **MODIFIED**

Pepper projectiles are plastic spheres that are filled with a derivative of OC powder. Because the compressed gas launcher delivers the projectiles with enough force to burst the projectiles on impact and release the OC powder, the potential exists for the projectiles to inflict injury if they strike the head, neck, spine or groin. Therefore, an officer using a pepper projectile system should not intentionally target those areas, except when the officer reasonably believes the suspect poses an imminent threat of serious bodily injury or death to the officer or others.

Officers encountering a situation that warrants the use of a pepper projectile system shall notify a supervisor for authorization before use. A supervisor shall respond to all pepper projectile system incidents. The supervisor shall ensure that all notifications and reports are completed as required by the Use of Force policy. Pepper projectile systems are not routinely issued but will be kept in secure locations requiring supervisor approval for access.

Each deployment of a pepper projectile system shall be documented. This includes situations where the launcher was directed toward the suspect, whether or not the launcher was used. Unintentional discharges shall be promptly reported to a supervisor and documented on the appropriate report form. Only non-incident use of a pepper projectile system, such as training and product demonstrations, is exempt from the reporting requirement.

### 304.7.3 TREATMENT FOR OC SPRAY EXPOSURE

**Best Practice** **MODIFIED**

## *Control Devices and Techniques*

---

For persons who have been sprayed with or otherwise affected by the use of OC, see below.

### GENERAL

Remove affected person from the contaminated area to an open space, facing the wind. Keep exposed subjects out of direct sun light during the decontamination process. The brighter and hotter the direct sunlight is, the more it enhances the burning sensation.

Keep subject calm and restrict activity. Reassure subject of the effects and that it will be ok. Most subjects will be well on their way to total recovery 45 minutes after first aid begins.

**EYES:** Intense burning sensation, temporary inflammation of the tissues around the eyes, causing involuntary closure.

- Wash eyes out with large amounts of cool water.
- DO NOT allow the subject to rub their eyes or face. If the need arises to use a paper towel, use a blotting motion and discard after one use.
- Find out if subject is wearing contact lenses. If so, allow them to remove the lenses or call EMS to remove them. DO NOT attempt to remove unless medically trained to do so. Contacts may become contaminated and may need to be discarded.
- Keep eyes open facing wind.
- Tearing helps clear the eyes.

**NOSE:** Irritation, burning sensation, nasal discharge.

- Breathe normally.
- Blow nose to discharge any material.

**SKIN:** Burning sensation on affected skin areas. Redness may occur on fair-skinned individuals.

- DO NOT apply creams, salves, oils, lotions or burn cream as they will only trap the OC on the skin.
- Flush the skin with large amounts of cool water and expose the subject to fresh air.
- Further relief may be gained by showering with cool water using mild soap and shampooing hair. Wash thoroughly, rinsing often to manage any contaminated water on body.

**PATIENTS WITH DISABILITIES:** Patients with disabilities will be provided additional assistance with the decontamination based upon the nature of their disability.

### 304.7.4 AREA DECONTAMINATION FOR OC

#### **Agency Content**

Ventilate the building to remove airborne OC. Open all doors and windows that weather permits. This should be accomplished as soon as possible. If fans can be placed to increase ventilation, this will help.

## *Control Devices and Techniques*

---

Surfaces can be decontaminated by washing with water or a damp cloth. Wet clean where possible, using commercially available detergents like Dawn or Simple Green.

Clothing and other fabrics can be cleaned in their usual manner (either by machine washing or dry cleaning).

NOTE: Rubber gloves and a gauze face mask should be used by personnel during the clean-up stage to prevent the possibility of residual contamination.

### **304.8 POST-APPLICATION NOTICE**

Best Practice **MODIFIED**

Whenever tear gas, OC or Pepper Projectile System has been introduced into a building interior, vehicle or other enclosed area, officers should provide the owners or staff members with notice of the possible presence of residue that could result in irritation or injury if the area is not properly cleaned. If used in a vehicle such notice should include advisement that cleanup will be at the vehicle owner's expense. Information regarding the method of notice and the individuals notified should be included in related reports.

### **304.9 KINETIC ENERGY PROJECTILE GUIDELINES**

Best Practice **MODIFIED**

OPS is committed to reducing the potential for violent confrontations. Kinetic energy projectiles, when used properly, are less likely to result in death or serious physical injury and can be used in an attempt to de-escalate a potentially deadly situation.

#### **304.9.1 DEPLOYMENT AND USE**

Best Practice **MODIFIED**

Only OPS-approved kinetic energy munitions shall be carried and deployed. Approved munitions may be used to compel an individual to cease their actions when such munitions present a reasonable option.

Officers are not required or compelled to use approved munitions in lieu of other reasonable tactics if the involved officer determines that deployment of these munitions cannot be done safely. The safety of hostages, innocent persons and officers takes priority over the safety of subjects engaged in criminal or suicidal behavior.

Circumstances appropriate for deployment include, but are not limited to, situations in which:

- (a) The suspect is armed with a weapon and the tactical circumstances allow for the safe application of approved munitions.
- (b) The suspect has made credible threats to harm themselves or others.
- (c) The suspect is engaged in riotous behavior or is throwing rocks, bottles or other dangerous projectiles at people and/or officers.
- (d) There is probable cause to believe that the suspect has already committed a crime of violence and is refusing to comply with lawful orders.

## *Control Devices and Techniques*

---

### 304.9.2 DEPLOYMENT CONSIDERATIONS

**Best Practice** **MODIFIED**

Before discharging pepper projectiles, officers shall seek approval from the Hospital Police Chief and the Executive Director or designees before use.

Before discharging projectiles, the officer should consider such factors as:

- (a) Distance and angle to target.
- (b) Type of munitions employed.
- (c) Type and thickness of subject's clothing.
- (d) The subject's proximity to others.
- (e) The location of the subject.
- (f) Whether the subject's actions dictate the need for an immediate response and the use of control devices appears appropriate.

A verbal warning of the intended use of the device should precede its application, unless it would otherwise endanger the safety of officers or when it is not practicable due to the circumstances. The purpose of the warning is to give the individual a reasonable opportunity to voluntarily comply and to warn other officers and individuals that the device is being deployed.

Officers should keep in mind the manufacturer's recommendations and their training regarding effective distances and target areas. However, officers are not restricted solely to use according to manufacturer recommendations. Each situation must be evaluated on the totality of circumstances at the time of deployment.

The need to immediately incapacitate the subject must be weighed against the risk of causing serious injury or death. The head and neck should not be intentionally targeted, except when the officer reasonably believes the suspect poses an imminent threat of serious bodily injury or death to the officer or others.

### 304.9.3 SAFETY PROCEDURES

**Best Practice** **MODIFIED**

Kinetic energy projectile launchers (37mm and 40mm) specifically designated for use with kinetic energy projectiles will be specially marked in a manner that makes them readily identifiable as such.

Rangemasters or the designated instructor for a particular control device will inspect the launcher and projectiles at the beginning of each shift to ensure that the launcher is in proper working order and the projectiles are of the approved type and appear to be free from defects.

When it is not deployed, the launcher will be unloaded and properly stored in secure locations requiring supervisor approval for access.

When deploying the kinetic energy projectile launcher, the officer shall visually inspect the kinetic energy projectiles to ensure that conventional ammunition is not being loaded into the launcher.

## *Control Devices and Techniques*

---

### **304.10 TRAINING FOR CONTROL DEVICES**

**Best Practice** **MODIFIED**

The Hospital Police Chief or designee shall ensure that all employees who are authorized to carry a control device have been properly trained and certified to carry the specific control device and are retrained or recertified as necessary.

- (a) Proficiency training shall be monitored and documented by a certified, control-device weapons or tactics instructor.
- (b) All training and proficiency for control devices will be documented in the officer's training file.
- (c) Officers who fail to demonstrate proficiency with the control device or knowledge of this agency's Use of Force policy will be provided remedial training. If an officer cannot demonstrate proficiency with a control device or knowledge of this agency's Use of Force policy after remedial training, the officer will be restricted from carrying the control device and may be subject to discipline.

### **304.11 REPORTING USE OF CONTROL DEVICES AND TECHNIQUES**

**Best Practice** **MODIFIED**

Any application of a control device or technique listed in this policy shall be documented in the related incident report and reported pursuant to the Use of Force policy.

## Attachments

## **MK-3\_4\_9 Aerosol Projectors - 07022025.pdf**



**DEFENSE  
TECHNOLOGY®**

## MK-3 AEROSOL PROJECTOR

PRODUCT SPECIFICATIONS	
Material	Aluminum (seamless construction) Part 178.33a Specification 2Q
Height	4.35 in / 11.0 cm
Diameter	1.50 in / 3.8 cm
Warranty	5 years from date of manufacture
<b>ALL SPECIFICATIONS ARE AVERAGES AND SUBJECT TO CHANGE</b>	
<p><b>SAFETY:</b> A protective, spring-loaded black plastic safety cover is attached to the upper portion of the outer casing above the actuator. The Flip Top actuator assists in directional holding, aiming, and discharging of the device during all light conditions. The cover prevents accidental discharge of the unit and conveniently moves out of the way with the approach of the thumb or finger to permit easy access to the actuator. No separate lifting motion is required to activate the device.</p> <p><b>LABELING:</b> Wear and water-resistant labels, individually serialized to permit easy identification, are affixed to all units. Lot numbers for formulation are present for quality assurance tracking.</p> <p><b>WARNING:</b> Additional product information and training is available from Defense Technology®. Handle, store and use with care and caution.</p>	

FORMULATIONS	First Defense .2%	First Defense .2%	First Defense .4%	First Defense .4%	First Defense .4%	First Defense .7%	First Defense .7%	First Defense 1.3%	First Defense 1.3%	First Defense 1.3%	First Defense OC/CS
Delivery System											
Formulation Weight	1.47 oz 42 g	1.47 oz 42 g	1.47 oz 42 g	1.6 oz 45 g	1.47 oz 42 g	1.47 oz 42 g	1.6 oz 45 g	1.5 oz 42.5 g	1.5 oz 42.5 g	1.47 oz 42 g	1.5 oz 42.5 g
Propellant	Nitrogen	134a	Nitrogen	134a	134a	Nitrogen	134a	Nitrogen	134a	134a	Nitrogen
Formulation	First Defense	First Defense	First Defense	First Defense	First Defense	First Defense	First Defense	First Defense	First Defense	First Defense	First Defense
# of Short Bursts (approx.)	10 – 12	6 – 8	10 – 12	10 – 12	6 – 8	10 – 12	10 – 12	10 – 12	10 – 12	6 – 8	10 – 12
Effective Range (ft)	10 – 12	10 – 12	10 – 12	10 – 12	10 – 12	10 – 12	10 – 12	10 – 12	10 – 12	10 – 12	10 – 12
Min. Rec. Distance	3 feet	3 feet	3 feet	3 feet	3 feet	3 feet	3 feet	3 feet	3 feet	3 feet	3 feet
Major Capsaicinoid Content	.2%	.2%	.4%	.4%	.4%	.7%	.7%	1.3%	1.3%	1.3%	1.3% OC 2% CS
EDW Safe	Yes	Yes	Yes	Yes	Yes	Yes	Yes	Yes	Yes	Yes	No
Part No.	5039	5036	5239	56334	56332	3005	3035	43345	43344	56842	56035



Defense Technology® no longer recognizes Scoville Heat Units (SHU's) as a viable means to measure heat in regards to pepper spray (OC). SHU's are a measure based on the perception of heat which is assigned to various peppers by a panel of five tasters as described in the American Spice Trade Association, Analytical Method 21.0. The only true way to determine the heat value of a pepper spray is by laboratory assay of Major Capsaicinoids.

1855 South Loop Casper, WY 82601

[www.defense-technology.com](http://www.defense-technology.com)

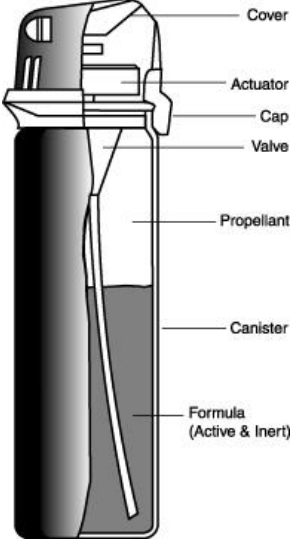
800.347.1200












Safariland, LLC Rev. 06/20



**DEFENSE  
TECHNOLOGY®**

## MK-4 AEROSOL PROJECTOR

PRODUCT SPECIFICATIONS	
Material	Aluminum (seamless construction) Part 178.33a Specification 2Q
Height	6.25 in / 15.9 cm
Diameter	1.50 in / 3.8 cm
Warranty	5 years from date of manufacture
<b>ALL SPECIFICATIONS ARE AVERAGES AND SUBJECT TO CHANGE</b>	
<p><b>SAFETY:</b> A protective, spring-loaded black plastic safety cover is attached to the upper portion of the outer casing above the actuator. The Flip Top actuator assists in directional holding, aiming, and discharging of the device during all light conditions. The cover prevents accidental discharge of the unit and conveniently moves out of the way with the approach of the thumb or finger to permit easy access to the actuator. No separate lifting motion is required to activate the device.</p> <p><b>LABELING:</b> Wear and water-resistant labels, individually serialized to permit easy identification, are affixed to all units. Lot numbers for formulation are present for quality assurance tracking.</p> <p><b>WARNING:</b> Additional product information and training is available from Defense Technology®. Handle, store and use with care and caution.</p>	
	

FORMULATIONS	First Defense .2%	First Defense .2%	First Defense .4%	First Defense .4%	First Defense .4%	First Defense .7%	First Defense .7%	First Defense 1.3%	First Defense 1.3%	First Defense 1.3%	First Defense OC/CS
Delivery System											
Formulation Weight	3.0 oz 85.0 g	3.0 oz 85.0 g	3.0 oz 85.0 g	3.0 oz 85.0 g	3.0 oz 85.0 g	3.0 oz 85.0 g	3.0 oz 85.0 g	3.0 oz 85.0 g	3.0 oz 85.0 g	3.0 oz 85.0 g	3.0 oz 85.0 g
Propellant	Nitrogen	134a	Nitrogen	134a	134a	Nitrogen	134a	Nitrogen	134a	134a	Nitrogen
Formulation	First Defense	First Defense	First Defense	First Defense	First Defense	First Defense	First Defense	First Defense	First Defense	First Defense	First Defense
# of Short Bursts (approx.)	20 – 25	8 – 12	20 – 25	20 – 25	8 – 12	20 – 25	20 – 25	20 – 25	20 – 25	8 – 12	20 – 25
Effective Range (ft)	10 – 12	10 – 12	10 – 12	10 – 12	10 – 12	10 – 12	10 – 12	10 – 12	10 – 12	10 – 12	10 – 12
Min. Rec. Distance	3 feet	3 feet	3 feet	3 feet	3 feet	3 feet	3 feet	3 feet	3 feet	3 feet	3 feet
Major Capsaicinoid Content	.2%	.2%	.4%	.4%	.4%	.7%	.7%	1.3%	1.3%	1.3%	1.3% OC 2% CS
EDW Safe	Yes	Yes	Yes	Yes	Yes	Yes	Yes	Yes	Yes	Yes	No
Part No.	5049	5046	5249	56344	56342	4005	4035	43445	43444	56832	56045



Defense Technology® no longer recognizes Scoville Heat Units (SHU's) as a viable means to measure heat in regards to pepper spray (OC). SHU's are a measure based on the perception of heat which is assigned to various peppers by a panel of five tasters as described in the American Spice Trade Association, Analytical Method 21.0. The only true way to determine the heat value of a pepper spray is by laboratory assay of Major Capsaicinoids.

1855 South Loop Casper, WY 82601

[www.defense-technology.com](http://www.defense-technology.com)

800.347.1200

Safariland, LLC Rev. 06/20



**DEFENSE  
TECHNOLOGY®**

## MK-9 AEROSOL PROJECTOR

PRODUCT SPECIFICATIONS	
Material	Aluminum (seamless construction) Part 178.33a Specification 2Q
Height	9.15 in / 23.2 cm
Diameter	2.60 in / 6.60 cm
Warranty	5 years from date of manufacture
<b>ALL SPECIFICATIONS ARE AVERAGES AND SUBJECT TO CHANGE</b>	
<p><b>SAFETY:</b> Each unit has a steel “pull-ring” type safety pin engaging the actuator button at the top of the carry handle. The actuator button itself has a breakfree locking tab preventing accidental discharge until the first deployment. The absence of this break-free tab also indicates that the unit has been actuated at least once.</p> <p><b>LABELING:</b> Wear and water-resistant labels, individually serialized to permit easy identification, are affixed to all units. Lot numbers for formulation are present for quality assurance tracking.</p> <p><b>WARNING:</b> Additional product information and training is available from Defense Technology®. Handle, store and use with care and caution.</p>	

FORMULATIONS	First Defense .2%	First Defense .4%	First Defense .4%	First Defense .7%	First Defense .7%	First Defense 1.3%	First Defense 1.3%	First Defense 1.3%	First Defense OC/CS
Delivery System									
Formulation Weight	12.0 oz 340 g	12.0 oz 340 g	13.4 oz 380 g	13.4 oz 380 g	13.4 oz 380 g	13.0 oz 368.5 g	13.0 oz 368.5 g	14.2 oz 402.5 g	13.0 oz 368.5 g
Propellant	Nitrogen	Nitrogen	134a	Nitrogen	134a	Nitrogen	134a	134a	Nitrogen
Formulation	First Defense	First Defense	First Defense	First Defense	First Defense	First Defense	First Defense	First Defense	First Defense
# of Short Bursts (approx.)	14	14	14	14	14	14	14	14	14
Effective Range (ft)	18 – 20	18 – 20	15 – 20	18 – 20	15 – 20	18 – 20	15 – 20	15 – 20	18 – 20
Min. Rec. Distance	6 feet	6 feet	6 feet	6 feet	6 feet	6 feet	6 feet	6 feet	6 feet
Major Capsaicinoid Content	.2%	.4%	.4%	.7%	.7%	1.3%	1.3%	1.3%	1.3% OC 2% CS
EDW Safe	Yes	Yes	Yes	Yes	Yes	Yes	Yes	Yes	No
Part No.	5099	5299	56392	56795	9005	56895	43953	56792	56095



Defense Technology® no longer recognizes Scoville Heat Units (SHU's) as a viable means to measure heat in regards to pepper spray (OC). SHU's are a measure based on the perception of heat which is assigned to various peppers by a panel of five tasters as described in the American Spice Trade Association, Analytical Method 21.0. The only true way to determine the heat value of a pepper spray is by laboratory assay of Major Capsaicinoids.

1855 South Loop Casper, WY 82601

[www.defense-technology.com](http://www.defense-technology.com)

800.347.1200

Safariland, LLC Rev. 06/20